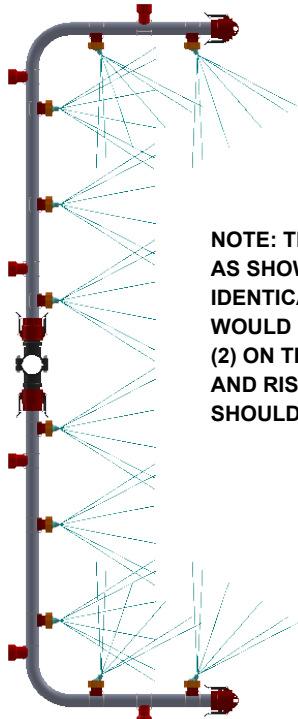
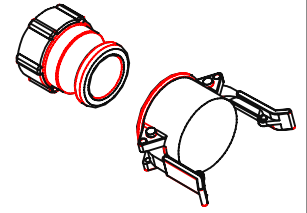


UNI-SPRAY SYSTEMS INC.

OPTIONAL PLUGS A & DC



NOTE: THIS RISER CONFIGURATION AS SHOWN CONSISTS OF (2) IDENTICAL RISER SECTIONS, AND WOULD REQUIRE A QUANTITY OF (2) ON THE RISER ORDER. NOZZLE AND RISER SUPPORT QUANTITIES SHOULD BE FOR JUST ONE RISER

RISER WORKSHEET

GENERAL INFO

STAGE NO: _____
 HEADER SIZE: _____
 OPERATING PRESSURE: _____
 PUMP CAPACITY: _____
 TOTAL NO. OF RISERS PER STAGE: _____

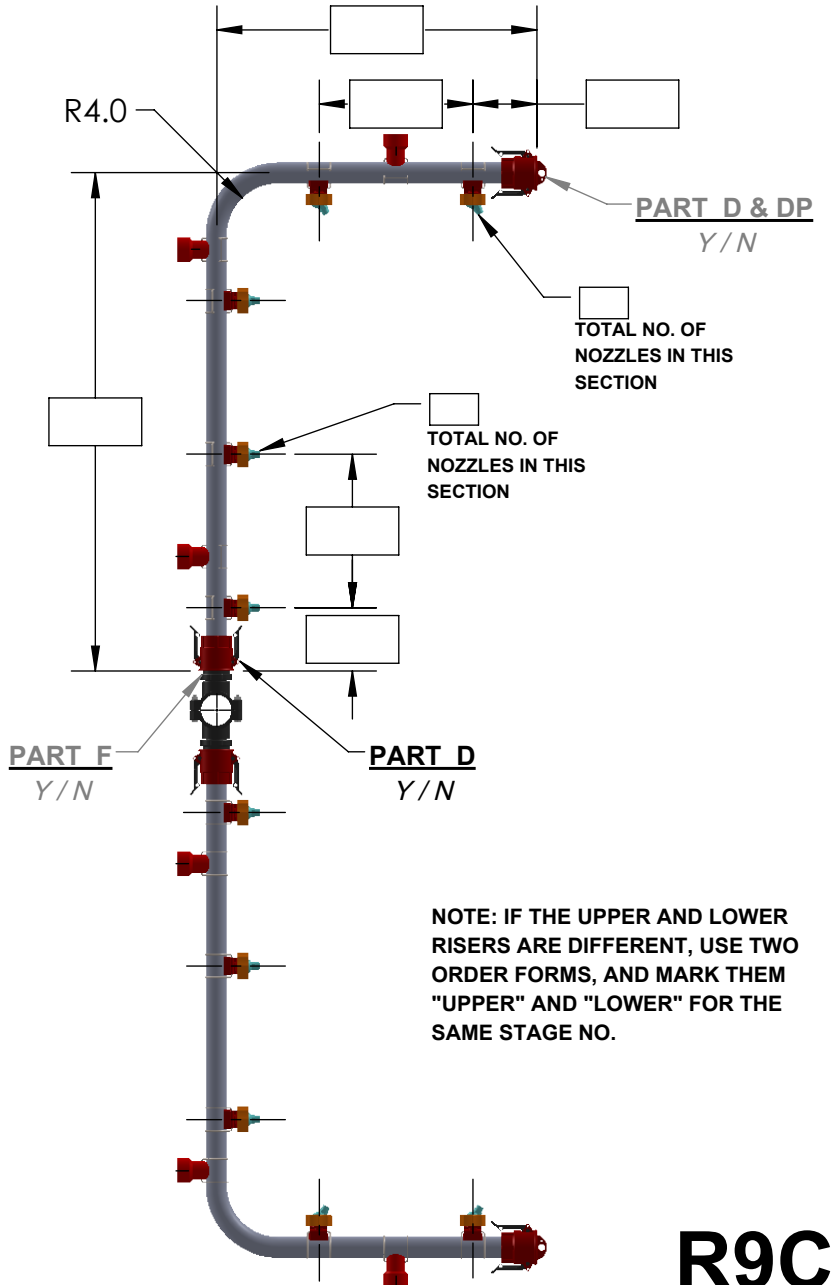
TANK INFO

TANK SIZE (LxWxH): _____
 TANK CAPACITY USG (L): _____

RISER INFO

RISER PIPE SIZE: _____
 NOZZLE ASSY. PART #: _____
 TOTAL NO. OF NOZZLES PER RISER: _____
 NO. OF RISER SUPPORTS PER RISER: _____
 TOTAL NO. OF RISERS OF THIS TYPE FOR THIS ORDER INCLUDING SPARE: _____
 DATE: _____

NOTES:



NOTE: IF THE UPPER AND LOWER RISERS ARE DIFFERENT, USE TWO ORDER FORMS, AND MARK THEM "UPPER" AND "LOWER" FOR THE SAME STAGE NO.

R9C

CUSTOMER: _____
 ADDRESS: _____
 CONTACT: _____
 PHONE #: _____
 FAX #: _____
 E-MAIL ADDRESS: _____

Uni-Spray Systems Inc.
 Uni-Spray Systems Inc.
 65 Heroux Devtek Drive
 Cambridge, ON N3E 0A7
 T: 519-885-4270
 1-877-236-0204
 E: info@uni-spray.com
 Creating Industry Standards Worldwide